



Tamdeen
Youth Foundation
مؤسسة تمدين شباب

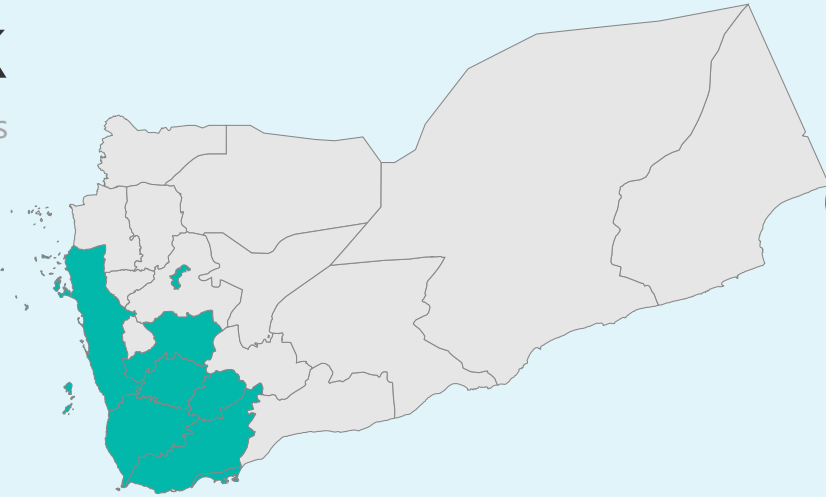
TYF Interventions' During Humanitarian Crisis in Yemen 2013-2020

Year



871.46K

#of Beneficiaries



Reached Men

230,659.94



Reached Women

232,785.09

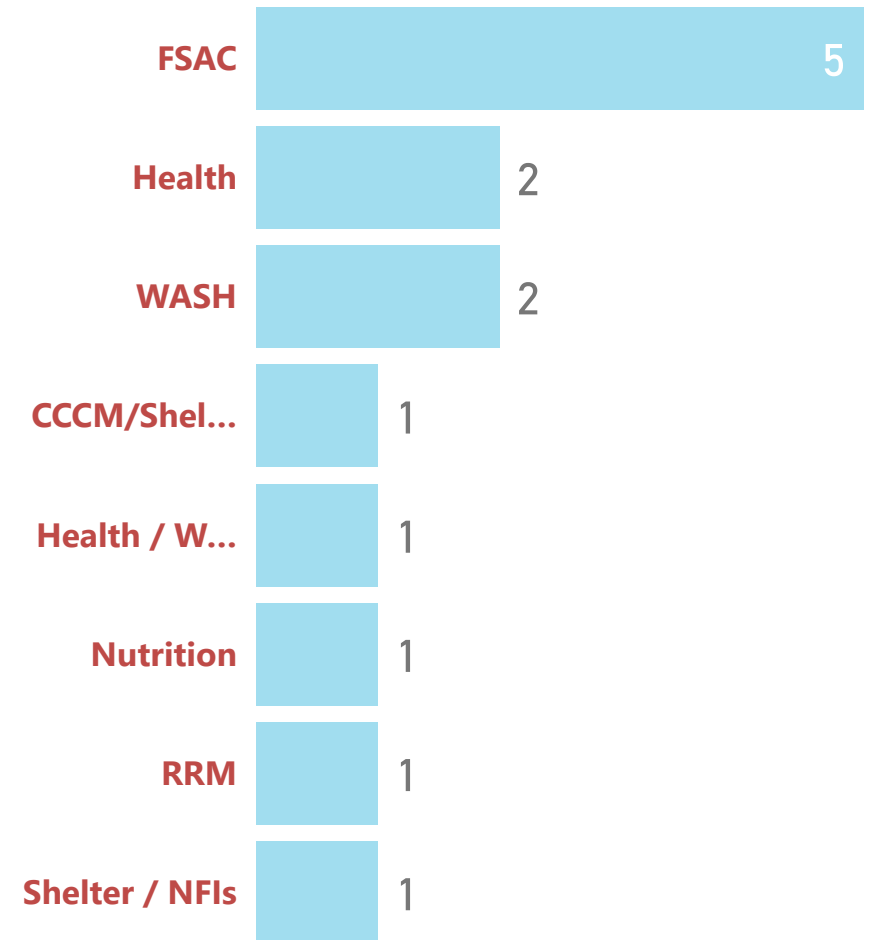
Reached Boys

206,937.74

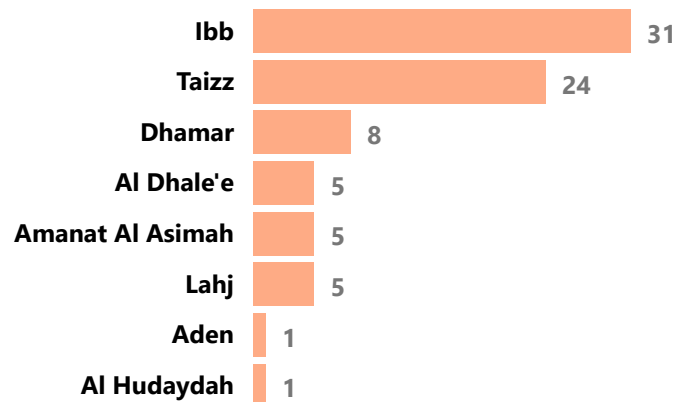
Reached Girls

201,081.72

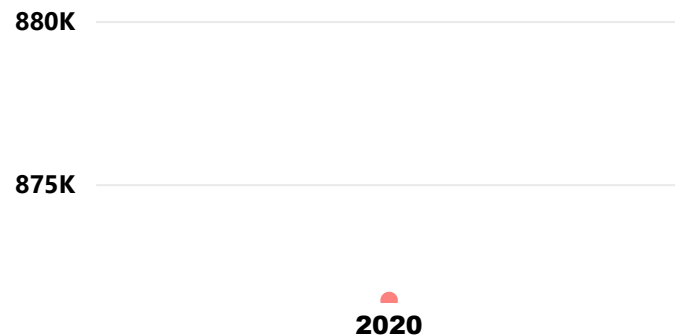
Number of Projects by Cluster



Number of Districts covered per Governorate



Reached Beneficiaries per Year





TYF Interventions' During Humanitarian Crisis in Yemen 2013-2020

FSAC

Health

RRM

Nutrition

Shelter / ...

Shelter/N...

CCCM/Sh...

Protection

WASH

Health / ...

Governorate	#of Beneficiaries	Men	Women	Boys	Girls
Taizz	996,350.00	252,417.47	306,801.35	222,452.00	214,679.19
Dhamar	274,418.50	71,158.94	59,819.09	72,269.74	71,170.72
Ibb	216,465.00	49,312.92	49,599.06	47,785.26	46,135.76
Al Hudaydah	60,571.00	19,686.00	20,291.00	9,994.00	10,600.00
Lahj	44,176.00	10,604.00	10,197.00	12,461.00	10,914.00
Aden	22,776.00	6,136.00	5,481.00	6,512.00	4,647.00
Sana'a	15,748.00	4,041.07	3,992.31	4,016.40	3,698.22
Amanat Al Asimah	13,000.00	3,448.53	3,179.11	3,428.27	2,944.08
Al Dhale'e	8,436.00	2,028.00	1,991.00	2,148.00	2,269.00
Total	1,651,940.50	418,832.93	461,350.93	381,066.66	367,057.98

#of Beneficiaries by District

